



Vendor	ABT 360 KT/Y PP PLANT Project			Owner
	Vendor Document Schedule			 سراج گستران رجال SERAJ GOSTARAN REJAL (سهامی خاص)
	Vendor's Doc. No.: 23249-01	Rev.: 01		
	PPEC Doc. No.: L03-RE037-PN-DIS-001			

PPEC REQ. NO. : L03-RE037-PN-DIS-001

ITEM NO. :

TOTAL PAGES : 04

NOTED

- **NO COMMENTS** : Documents/Drawings Were Checked By PPEC And Further Step Can Be Followed.
- **COMMENTED AS MARKED**: Documents/Drawings Were Checked By PPEC And Marked Comments Must Be Considered By Vendor. Vendor Shall Revise Documents/Drawing As Per Comments And The New Revision Of Documents/Drawings Must Be Revised Prior To Fabrication.
- **REJECTED**: Documents/Drawings Were Checked And It Is Not In Comply With Purchase Requisition Requirements.
- **ACCEPTABLE WITH COMMENTS**: Documents/Drawings Were Checked By PPEC And Comments Must Be Considered By Vendor. Fabrication Can Proceed Accordingly. Revised Document To Be Issued Either For Review Or As Final Certified. However PPEC Will Check The Revised Document For Proper Incorporation Of Comments.
- **NOT RETURNED**: Document Was Received For Information And Not Returned To The Vendor.


Name :
Signature:
Date :

Req. No. :

Seq. No.:

PPEC review & comments does not absolve the vendor of the responsibility for the corrected design, manufacturing and operation of the equipment

01	10-06-2025	Issue for Engineering	M.C.	S.K.	J.J.	
00	18-03-2025	Issue for Engineering	M.C.	S.K.	J.J.	
REV.	DATE	Description	Prepared by	Checked by	Approved by	Authorized by

Vendor	ABT 360 KT/Y PP PLANT		Contractor (DEC)	Owner
	Vendor Document Schedule			
	Vendor's Doc. No.: 1 8 8 4 1 - 0 1	Rev.: 01		
	PPEC Doc. No.: L03-RE037-PN-DIS-001			

PAGE NO.		CHANGE INDEX DURING FORMAL ISSUE						REASON OF LATEST CHANGE
		FIRST ISSUE	SECOND ISSUE	THIRTH ISSUE	FOURTH ISSUE	FIFTH ISSUE	SIXTH ISSUE	
		REV.00	REV.01	REV.02	REV.03	REV.04	REV.05	
1		X	X					
2		X	X					
3		X	X					
4			X					
5								
6								
7								
8								
9								
10								
11								
12								
13								
14								
15								
16								
17								
18								
19								
20								
21								
22								
23								
24								
25								
26								
27								
28								
29								
30								
31								
32								
33								
34								
35								
36								
37								
38								
39								
40								

VENDOR DOCUMENT SCHEDULE



Project:	ABT 360 KT/Y PP PLANT Project	IFE: Issue for Engineering	1: No comments
Purchase order:	1402-SGE-088 Rev 01	IFP Issue for Purchase	2: Approved with comments
Airpack reference:	23249-COM	IFC Issue for Construction	3: Rejected
Project manager:	Jochem, Sander	IFI: Issue for Implementation	4: For information
Document turn around time:	: 10 workdays (5 workdays is 1 week!)	CRS	5: CRS

Airpack document number	Revision number	Contractor / Customer Document number	Description	Usage	Document issue date		Document return date		Approval Code	Days of delay (5 days = 1 working week)	Transm. nr.
Airpack document	revision	Contractor / Customer Document number	Description	Usage	Planned date	Actual date	Planned date	Actual date	Approval Code	Days of delay (5 days = 1)	Transm. nr.
23249-01	00	L03-RE037-PN-DIS-001	Vendor Document Schedule	IFE	14-03-25	18-03-25	01-04-25	06-05-25	2	26 days	0000
23249-01	01	L03-RE037-PN-DIS-001	Vendor Document Schedule	IFE	20-05-25					#VALUE!	
23249-03	00	L03-RE037-PR-PID-001	Piping & Instrument Diagram (P&ID)	IFE	28-03-25	28-03-25	11-04-25	30-04-25	2	14 days	0001
23249-03	01	L03-RE037-PR-PID-001	Piping & Instrument Diagram (P&ID)	IFE	14-05-25	27-05-25	10-06-25			1 days	0012
23249-04A	00	L03-RE037-ME-GAD-001	General Arrangement Drawing (incl foundation load details)	IFE	24-04-25	28-04-25	12-05-25	26-05-25	2	11 days	0009
23249-04A	01	L03-RE037-ME-GAD-001	General Arrangement Drawing (incl foundation load details)	IFE	09-06-25					#VALUE!	
23249-04B	00	L03-RE037-ME-GAD-002	3D model	IFE	24-04-25	28-04-25	12-05-25	26-05-25	1	11 days	0009
23249-05	00	L03-RE037-EL-DIG-001	Wiring Diagram (including Terminal Diagram)	IFE	18-04-25	16-04-25	30-04-25	30-04-25	2	1 days	0005
23249-05	01	L03-RE037-EL-DIG-001	Wiring Diagram (including Terminal Diagram)	IFE	14-05-25	27-05-25	10-06-25			1 days	0012
23249-06	00	L03-RE037-EL-LST-002	Instrument & I/O List	IFE	02-05-25	18-04-25	02-05-25	30-04-25	2	-3 days	0006
23249-06	01	L03-RE037-EL-LST-002	Instrument & I/O List	IFE	14-05-25	27-05-25	10-06-25			1 days	0012
23249-07	00	L03-RE037-EL-GAD-003	Panel Layout Drawing	IFE	04-04-25	16-04-25	30-04-25	30-04-25	2	1 days	0005
23249-07	01	L03-RE037-EL-GAD-003	Panel Layout Drawing	IFE	14-05-25	27-05-25	10-06-25			1 days	0012
23249-08	00	L03-RE037-QC-ITP-001	Inspection & Test Plan (ITP)	IFE	29-03-25	02-04-25	16-04-25	30-04-25	1	11 days	0004
23249-08	01	L03-RE037-QC-ITP-001	Inspection & Test Plan (ITP)	IFE	06-06-25	06-06-25	20-06-25			-9 days	0013
23249-09	00	L03-RE037-QC-LST-001	Utility Consumption	IFE	25-04-25	18-04-25	02-05-25	30-04-25	2	-3 days	0006
23249-09	01	L03-RE037-QC-LST-001	Utility Consumption	IFE	14-05-25	27-05-25	10-06-25			1 days	0012
23249-10	00	L03-RE037-ME-DSH-001	Main Motor Data Sheets	IFE	25-04-25	23-04-25	07-05-25	30-04-25	1	-6 days	0007
23249-10	01	L03-RE037-ME-DSH-001	Main Motor Data Sheets	IFE	06-06-25	06-06-25	20-06-25			-9 days	0013
23249-11	00	L03-RE037-ME-DSH-002	Equipment Data Sheet	IFE	25-04-25	18-04-25	02-05-25	30-04-25	2	-3 days	0006
23249-11	01	L03-RE037-ME-DSH-002	Equipment Data Sheet	IFE	14-05-25	27-05-25	10-06-25			1 days	0012
23249-12	00	L03-RE037-IN-DSH-003	Instrument Data Sheets	IFE	25-04-25	23-04-25	07-05-25	30-04-25	2	-6 days	0007
23249-12	01	L03-RE037-IN-DSH-003	Instrument Data Sheets	IFE	14-05-25					#VALUE!	
23249-13	00	TBA	2 Years Spare Part List	IFI	01-10-25						
23249-14	00	L03-RE037-QC-PCJ-001	FAT Procedure	IFE	09-05-25	18-04-25	02-05-25	30-04-25	1	-3 days	0006
23249-14	01	L03-RE037-QC-PCJ-001	FAT Procedure	IFE	06-06-25	06-06-25	20-06-25			-9 days	0013
23249-15	00	L03-RE037-QC-PCJ-002	NDE Procedure	IFE	02-05-25	18-04-25	02-05-25	30-04-25	1	-3 days	0006
23249-15	01	L03-RE037-QC-PCJ-002	NDE Procedure	IFE	06-06-25	06-06-25	20-06-25			-9 days	0013
23249-16	00	L03-RE037-QC-GAD-004	Package Nameplate Drawing	IFE	15-05-25	02-04-25	16-04-25	30-04-25	1	11 days	0004
23249-16	01	L03-RE037-QC-GAD-004	Package Nameplate Drawing	IFE	06-06-25	06-06-25	20-06-25			-9 days	0013
23249-17	00	L03-RE037-QC-PCJ-003	Hydrotest procedure	IFE	11-04-25	18-04-25	02-05-25	30-04-25	1	-3 days	0006
23249-17	01	L03-RE037-QC-PCJ-003	Hydrotest procedure	IFE	06-06-25	06-06-25	20-06-25			-9 days	0013
23249-18	00	L03-RE037-QC-PCJ-004	Painting Procedure	IFE	11-04-25	18-04-25	02-05-25	30-04-25	1	-3 days	0006
23249-18	01	L03-RE037-QC-PCJ-004	Painting Procedure	IFE	06-06-25	06-06-25	20-06-25			-9 days	0013
23249-19	00	L03-RE037-ME-INX-001	Index of Data Book	IFI	30-05-25	24-04-25	08-05-25	30-04-25	2	-7 days	0008
23249-19	01	L03-RE037-ME-INX-001	Index of Data Book	IFI	14-05-25	15-05-25	29-05-25			9 days	0011
23249-20	00	L03-RE037-ME-INX-002	Index of Instruction and Operating Manual	IFI	30-05-25	24-04-25	08-05-25	30-04-25	2	-7 days	0008
23249-20	01	L03-RE037-ME-INX-002	Index of Instruction and Operating Manual	IFI	14-05-25	15-05-25	29-05-25			9 days	0011
23249-21	00	L03-RE037-IN-PHY-001	Control Philosophy	IFE	16-04-25	18-04-25	02-05-25	30-04-25	2	-3 days	0006
23249-21	01	L03-RE037-IN-PHY-001	Control Philosophy	IFE	14-05-25	27-05-25	10-06-25			1 days	0012
23249-22	00	L03-RE037-QC-PCJ-005	Preservation, Packing & Shipping Procedure	IFI	05-05-25					#VALUE!	
23249-23	00	L03-RE037-EL-LST-003	Modbus List	IFE	25-04-25	18-04-25	02-05-25	30-04-25	2	-3 days	
23249-23	01	L03-RE037-EL-LST-003	Modbus List	IFE	14-05-25	27-05-25	10-06-25			1 days	0012

23249-25	00	L03-RE037-QC-WBK-001	PQR / WPS	IFE	01-04-25	31-03-25	14-04-25	30-04-25	1	13 days	0002
23249-25	01	L03-RE037-QC-WBK-001	PQR / WPS	IFE	06-06-25	06-06-25	20-06-25			-9 days	0014
23249-26	00	L03-RE037-QC-WBK-002	WPQ	IFE	01-04-25	31-03-25	14-04-25	30-04-25	1	13 days	0003
23249-26	01	L03-RE037-QC-WBK-002	WPQ	IFE	06-06-25	06-06-25	20-06-25			-9 days	0014
23249-27	00	L03-RE037-IN-DSH-003	Valve data sheet	IFE	22-05-25	02-05-25	16-05-25	26-05-25	2	7 days	0010
23249-27	01	L03-RE037-IN-DSH-003	Valve data sheet	IFE	09-06-25					#VALUE!	
23249-28	00	L03-RE037-IN-DSH-004	PSV data sheet	IFE	30-05-25	10-06-25	24-06-25			-11 days	0015
23249-38	00	TBA	Hook-up drawings	IFE	17-07-25					#VALUE!	
23249-39	00	TBA	Cable List	IFE	17-07-25					#VALUE!	
23249-40	00	TBA	HMI Pages	IFE	01-09-25					#VALUE!	